









22°

Skew chisels and chisel knives





33°

Parting tools and axe heads



33°

Spindle Gouge




Below images show how to check the profile



33°

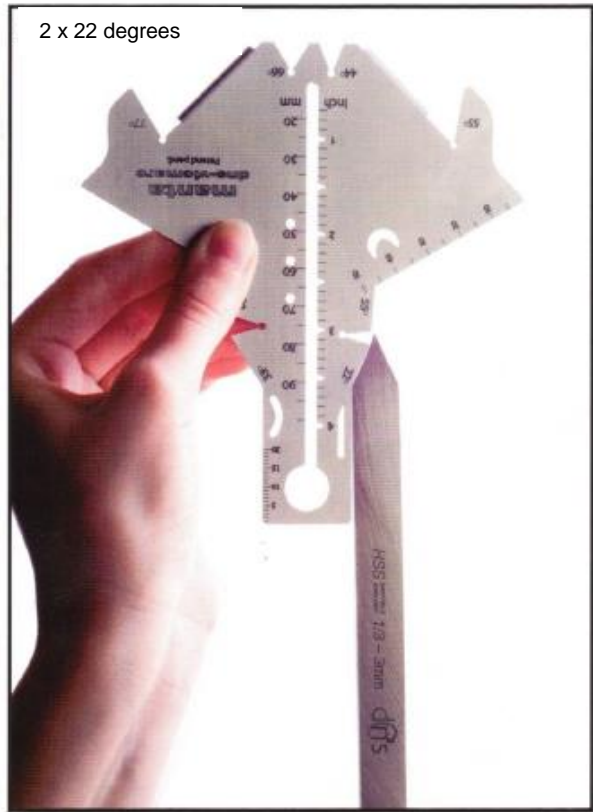
Roughing Gouge



44°



Parting Tools



2 x 22 degrees




44 degrees

44°




Skew Chisels





Checking skew chisel at 55 degree





Picture below shows rounded skew chisel

Checking skew chisel at 77 degree



Bowl Gouges



44°





Roughing Gouge



55°

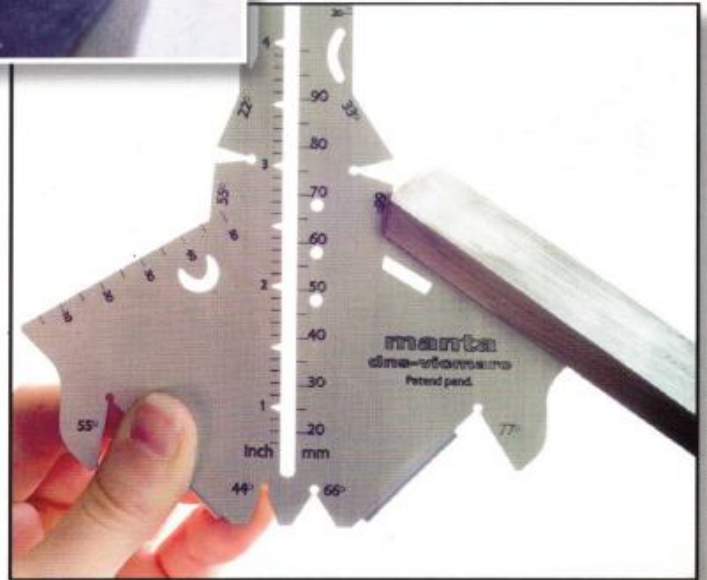


Bowl Gouge with Celtic Grind




66°

Scrapers

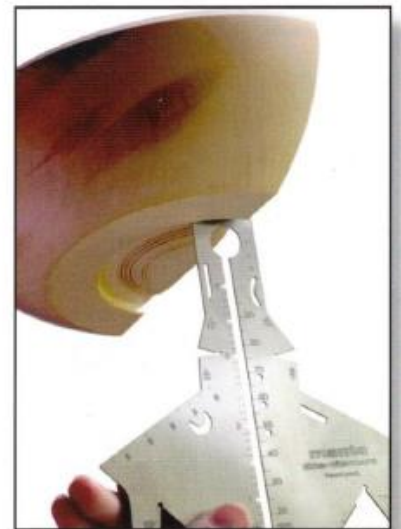


77°

Recess Scrapers



You can use the end of the manta gauge to find the depth of the recess



Centre Finder

Includes cm and inch measurements. You can easily find the centre on round work pieces up to 175mm or square pieces up to 160mm with this gauge.

